



**BUSITEMA
UNIVERSITY**
Pursuing Excellence

P.O. Box 236, Tororo, Uganda
Gen: +256 - 45 444 8838
Fax: +256 - 45 4436517
Email: info@adm.busitema.ac.ug
www.busitema.ac.ug

**BUSITEMA UNIVERSITY FACULTY OF AGRICULTURE AND ANIMAL
SCIENCES.**

**INDUSTRIAL TRAINING ATTACHMENT REPORT CONDUCTED FROM
BUSITEMA UNIVERSITY FARM.**

ARAPAI CAMPUS FARM FROM 28TH FEBRUARY 2022 TO 6TH MAY 2022


COMPILED BY

OPIO GEOFFRY

BU/UP/2019/2773

DIPLOMA IN ANIMAL PRODUCTION AND MANAGEMENT

opiogeoffry1989@gmail.com



**SUBMITTED TO BUSITEMA UNIVERSITY FACULTY OF
AGRICULTURE AND ANIMAL SCIENCES DEPARTMENT OF
AGRIBUSINESS AND EXTENSION IN THE PARTIAL FULFILMENT FOR
THE REQUIREMENT OF THE AWARD IN DIPLOMA IN ANIMAL
PRODUCTION AND MANAGEMENT.**

DATE OF SUBMISSION.....16/05/2022.....


DECLARATION.

I Opio Geoffry declare that this work has been done me as result of the internship program I had at Arapai farm and it has not been submitted for the award of Diploma in animal production and management any other University.

Signed 


Date 13th 05/2022

OPIO GEOFFRY.





FIELD SUPERVISOR

~~13~~ 05/2022



DEDICATION.

This work is dedicated to my parents Mr. Ekwatu William and Mrs. Among Rose who have supported me not only academically but also in all aspects of life and are still supporting me up now when am at the university. I also dedicate this report to the field supervisor and farm manager Mr. Okwany Patrick and the entire staff of BUAC.



Acknowledgement.

First and foremost, I would like to thank the Almighty GOD who has protected me through the training period. Then, I extend my gratitude to the Manager Dr Okwany Patrick and the entire organization of Arapai farm for accepting me to do my industrial training on their farm.

Special thanks go to;

- The manager Arapai Farm Dr Okwany Patrick
- The Assistant manager.
- And all the field assistants.

Your infinite assistance, guidance, generosity and tolerance during the training will not be forgotten.

I also wish to extend my sincere gratitude and appreciation to;

- All the staff of Arapai University for providing comfortable and convenient accommodation during the training, and to the various people that have supported me financially, academically, morally, and spiritually during my stay at Arapai farm.
- My course mates especially Elungat, Yekko, Erayu and Cherotich with whom we cooperated during our stay at Arapai farm.

May God bless and reward you all abundantly for the kindness and sympathy towards me during the training.

TABLE OF CONTENTS.

DECLARATION..... i

DEDICATION..... ii

Acknowledgement..... iii

TABLE OF CONTENTS..... iv

LIST OF ABBREVIATIONS..... vii

LIST OF TABLES AND FIGURES..... viii

ABSTRACT..... ix

1.0. CHAPTER ONE;..... 1

1.0. INTRODUCTION.....1

1.1. Significance of industrial training program.....1

1.2. BACKGROUND OF ARAPAI FARM.....1

1.3. LOCATION OF ARAPAI FARM.....1

1.4. THE STRUCTURE OF ARAPAI FARM.....1

1.5. VISION OF THE FARM.....3

1.6. MISSION OF THE FARM.....3

1.7. CLIMATE AND RAINFALL OF ARAPAI FARM.....3

1.8. GEOGRAPHICAL LOCATION.....3

1.9. SOIL TYPE OF A.C.F.....3

2.1. Establishment of elephant grass (napier).....4

2.1.1 Habitat of napier grass.....4

2.1.2. Characteristics of elephant grass.....4

2.1.3. Ecological factors for napier grass.....4

2.1.4. Land preparation for elephant grass establishment.....4

2.1.5. Establishment of elephant grass.....4

2.1.6. Weeding of elephant grass.....5

2.1.7. Uses of napier grass.....5

2.1.8 Maturity period for napier to harvesting period.....5

Main differences of napier grass.....5

2.2. CATTLE SECTION.....5

2.2.2. Disease diagnosis.....7

2.2.2.1. Anaplasmosis 7

2.2.3. Disease diagnoses.....9

2.3. SMALL RUMINANTS.....	9
2.3.1. Daily management activities.....	9
2.3.2. Routine management activities.....	9
2.3.3. Breeds of goats. 9	
2.3.3.1. Characteristics of Boer goat.....	9
2.3.3.2. Small east Africa goat.....	10
2.3.3.3. Kigezi goat. 10	
2.3.4. Diagnosis of external and internal parasites.....	10
2.3.4.1. External parasites (ticks, mites and lice).....	10
2.3.4.2. Signs of external parasites.....	10
2.3.4.3. Controls of external parasites.....	11
2.3.4.4. Internal parasites.....	11
2.3.4.5. Signs of internal parasites.....	11
2.3.9. Pulse rate. 13	
2.4. DAIRY SECTION.....	13
2.4.1. Activities carried out.....	13
2.4.2. Routine management.....	13
2.4.3. Characteristics of freshen cows.....	13
2.4.4. Diagnose of external and internal parasites.....	14
2.5. YOGHURT MAKING.....	16
2.5.1. Principles of making yoghurt.....	16
2.5.2 Lactometer test. 16	
2.5.3. Ethanol test. 17	
2.5.6. Yoghurt making procedure;.....	17
2.6. GREEN HOUSE. 17	
2.6.1. Agro-forestry in green house.....	18
2.6.2. Methods of breaking seed dormancy.....	18
2.7. Paddock.....	19
2.7.1. Activities carried out.....	19
2.7.2. Tools used for fencing.....	19
3.0. CHAPTER THREE: IMPACT OF ATTACHMENT.....	20
3.1. SKILLS GAINED DURIG THE INDUSTRIAL TRAINING.....	20
3.2. RESPONSIBILITIES I UNDERTOOK DURING THE ATTACHMENT.....	20

3.3. INFLUENCE OF THE TRAINING ON MY FUTURE CAREER.....21
3.4 CORRELATION BETWEEN INDUSTRIAL TRAINING ACTIVITIES AND LECTURE ROOM KNOWLEDGE.....21
4.0. CHAPTER FOUR; CONCLUSIONS AND RECOMMENDATIONS. 22
4.1. CONCLUSION. 22
4.2. RECOMMENDATIONS;22

LIST OF ABBREVIATIONS.

e.g.- for example.

I.T- industrial training.

Pm- post mortem.

Kgs- kilograms

i.e.- that is to say.

LIST OF TABLES AND FIGURES.

Table 1 showing stock taking in cattle section.

Table 2 showing stock taking in goats.

ABSTRACT

This report contains comprehensive information about I.T carried out at BUAC farm for a period of three months (28th/02/22-06th/05/22) by Opio Geoffry and some of the objectives during the industrial training include;

Orientation of students, weeding of banana garden, banana variety identification, grouping of students and plot allocation on napier grass, cleaning of the goat house, disease diagnosis on small ruminants and their treatment, spraying of goats against external parasites. Disease diagnosis in the cattle section and their treatments, cleaning of the calf pen, spraying of the animals, cleaning of water trough, milking parlor, dehorning of calves. Weeding of tomatoes, weeding the English cucumber, feeding dairy cows, spraying of dairy cows, cleaning house establishment and measurement of elephant grass. Paddock repairing b replacing old poles with new ones.

I gained skill on how to diagnose farm animals and their treatment. I gained knowledge on how to differentiate sick animals from healthy ones. I gained skill on how to establish and management of elephant grass.

There was inadequate feed on dairy section,

There was a challenge of drugs for animals.

Generally, though there were challenges, the I.T went on successfully and I was able to meet my expectations.

The university should provide each section with necessary things according to each section on the farm. Mostly power source should be provide easy security of farm animals and running of heavy machinery e.g. running of chaff cutter machine which is difficult to run manually.

1.0.CHAPTER ONE;

1.0.INTRODUCTION

The industrial training as a program that exposed students to exercise their theory that is learnt in class into practice from what's required in the field.

During this period of industrial training, I was attached to Arapai campus farm which was established under the Uganda National Agricultural college to equip students with practice knowledge in the practice part.

1.1. Significance of industrial training program.

I.T can lead to the development of skills in the field of agriculture both crop management and animal production and management. since it involves most of practice parts than theoretical aspects. It can lead to the transfer of theory learnt in class into practice.

1.2. BACKGROUND OF ARAPAI FARM.

Arapai campus farm is based at the former Arapai national agricultural college in Arapai sub county soroti city along moroto road

Arapai farm was founded by HE. Sir Edward Cohenson in 1950 and the farm was transformed into campus under BUAC.

1.3. LOCATION OF ARAPAI FARM.

Arapai farm is located in Arapai sub county soroti city along moroto road fro the east of amuria road from the west and its also 8kms from soroti town.

1.4. THE STRUCTURE OF ARAPAI FARM.